



Contains March 2016 Minutes

April, 2016

NO MEMBERS OR VISITORS SHALL ENTER OR EXIT THE CAMP VIA THE CHRISTMAN ROAD ENTRANCE. MEMBERS MUST ENTER AND EXIT FROM MT.PLEASANT ROAD.

**BUCKEYE WOODWORKERS
AND WOODTURNERS
March 12, 2016**

Anyone wishing to submit pictures for the newsletter please send them to the editor within two days of the meeting

**BWWT
MEETING MINUTES
SATURDAY MARCH 12, 2016**

Respectfully submitted, Tom Nellis

The meeting was called to order at 9:00 am by Pres. Richard Rohr. Richard apologized for the cancellation of the last meeting. Camp director Rocky also apologized for the mix up. He stated that there was a coordinator in, and he moved the group from upstairs down to the lower level because of the weather. Rocky said he will make sure it doesn't happen again.

Jerry Schaible the club secretary broke his leg. Phil Brower stated that he broke both bones just above the ankle, and needed plates and rods inserted into his leg. He will be going to the doctor next Tuesday for an update. Phil says he is doing well.

Today's demonstrator is Marty Chapman.

The pens for troops program will be run by Les Morgan, and will be distributed in December.

The officers are updating the club bylaws on insurance, and some other things. The changes will be brought before the members at a later date to be voted on.

We will have a tool give away today.

Next month's demonstrator will be Glen Lucas. This demo will be an all day demo. Bring a bag lunch if you plan to stay for the whole session.

In May, Terry Elfers and Tom Cummings will demo jigs and fixtures.

In June we will have our annual Doll Lumber picnic.

The Larry Jones memorial purchased a swing away tailstock assembly for the Powermatic lathe.

There is a maintenance schedule in the back room, please let an officer know if any of the chairs need replacing.

Mark Stransky, our treasurer stated that he forgot to bring the bank balance, but we have a "lot" of money. He said glue orders are in, you can pick them up today.

Bill Stone said we have some free stuff in the back of the room, help yourself.

Please make sure you sign the card for Jerry, on the sign in table.

We had 4 visitors and 2 new members at the meeting today.

There were 55 members in attendance the name tag drawing was won by Gale Seymour.

The show and tell item was a Hoby Horn

vase. Hoby stated that he first turned an inner vase, then cut small pieces and wrapped them with pieces of aluminum cans, and then he glued them onto the vase. He then mixed an epoxy and put the vase inside a turkey bag and poured the epoxy in, and then pulled a vacuum on it to form the epoxy around the vase. He stated that he used his shop vac, which was way too powerful, and it ended up sucking the epoxy up into the vacuum hose. He said next time he will use his vacuum system so he can regulate the amount of suction being applied. Dave Wells talked about his relief carving on basswood.

The following members received tools in the tool giveaway: Bill Seabolt, Will, and Deb Lenke, Ben Leister, Jerry Berlyoung, Les Morgan, Ray Marr, Dave Floyd, Jack Weaver, Darrell Dube, Tom Nellis, and Bob Taylor.

Marty Chapman stated that The Market Street Art Spot in Minerva, will host the Market Street Art & Jazz fest in Minerva on May 21, 2016. They will need 20 to 24 wood turners. Set up will begin at 8:00 am, and the art and jazz fest will begin at 10:00 am. A signup sheet was passed around.

Jim Ludwick, a new turner turned a segmented bowl. He asked Marty how to repair it. He had a catch on the inside of the bowl, and needed it cleaned up. Marty used his bowl gouge to show Jim how to clean it up.


Today's demo- Small Time, Small Stuff. Miniature turning is good for do;; houses. Marty made a tableau, and passed it around for the members to see. Marty stated that this is an exercise in honing your skills, and to see how small you can go.

Marty Chapman demo on turning miniatures.

Respectfully submitted, Tom Nellis



Marty stated that "it is not good if it wobbles". Marty turned a small goblet out of a 7/8" diameter dowel rod. After turning a base he




used a small detail gouge to do the stem and bowl of the goblet. He stated that he would explain how to make a detail gouge a little later. He stated that he first drilled a small pilot hole in the bowl of the goblet and then used a 1/4" bowl gouge to finish the inside of the bowl. He also used the 1/4" bowl gouge to finish the bottom of the bowl. He then used a homemade "captured ring tool" to make a captured ring on the stem. He said you have to be sure to make your ring small enough to

not slip over the bowl or base of the goblet or you will just have a ring, not a captured ring. He made the captured ring tool out of an old Craftsman scraper. He then finished



turning the stem of the goblet. He said to make sure to make the bottom of the base concave to keep it from rocking. He said you can use CA glue for a finish.

He next turned a miniature top. He stated that the secret to getting a top to spin well is to turn a thin handle on it. You can color



the tops with colored pens. Marty used "Tombo" pens, available at Pat Catans.

He then turned a small walnut end grain bowl. He started out by roughing it with a spindle roughing gouge. He then switched to a spindle gouge to shape the bowl. He stated that the bevel of the gouge is actually burning the wood. He then refined the outside of the bowl, and put some decoration on it. The next step was to undercut the bottom of the bowl, to cut it off and cut a concave bottom on it. The small nub remaining on the bottom can then be trimmed off with a knife.



He then turned a very small cup, and then pushed a small drill bit into it, and then broke it off and started over. He said drill the end first, and then turn the outside of the piece. He used a small skew and a small detail gouge.



Marty stated that if you go to Harbor Freight, they usually give away free sets of screwdrivers. These screwdrivers are a great source for small turning tools. He made a small parting tool out of a flat screwdriver.




He next showed how to make a small sphere. Starting with a 7/8" dowel rod, you



first need to determine the overall O.D. of your sphere, and then mark the same diameter on the side of the dowel rod, and then begin shaping the dowel with a spindle gouge. Then refine the shape to the desired look, and then cut it off.

He then made a small jam chuck to hold small spheres. You place the sphere in the chuck with the cut off stub on the side and




when it is spinning, you can see the ghost image of the sphere. This allows you to turn it down to a true spherical shape.



You can make a small gouge out of a piece of high speed steel 3/8" square. If you have a steady hand you can grind the flute with a Dremel tool. Marty made a grinding wheel with a bead around the middle of it, this allows you to grind the flute while using a tool rest which is a lot steadier.



He then formed the bead with a diamond dressing tool. Then to sharpen the tool you grind the underside of the tool sharpening the tool, and forming the bevel of the tool.



Marty said Dave Haught taught him how to make small tools.

Marty completed his demo, and the meeting was adjourned.

Calendar of Events

PLEASE NOTE

BWWT MEETINGS ARE HELD ON THE SECOND SATURDAY OF EACH MONTH BEGINNING AT 9:00AM

May 14, 2016....Terry Elfers and Tom Cummings From the Cincinnati Club– All day demo on making jigs

June 11, 2016....Doll Lumber Picnic.

July 9, 2016....Club Auction.

NO MEMBERS OR VISITORS SHALL ENTER OR EXIT THE CAMP VIA THE CHRISTMAN ROAD ENTRANCE. MEMBERS MUST ENTER AND EXIT FROM MT.PLEASANT ROAD.

BWWT Library Online Guide brought to you by the BWWT Club Librarians, Dirk Falther and Bob Hasenyager.

The online guide lists the books and videos that are available in our club library along with descriptions on the subject matter and other useful information. Follow the link below to check it out.

<http://uh.cx/uVS1S>

BWWT OFFICERS FOR 2016



President

Richard Rohr
330-484-2830



Vice President

Bob Stone
330-928-3221
bstone@neo.rr.com



Secretary

Gerald Schaible
330-673-6512
gschaible001@neo.rr.com



Treasurer

Mark Stransky
330-688-1690
mastran@neo.rr.com



Librarian

Dirk Falther
330-310-4570
dfalther3@att.net



Librarian

Bob Hasenyager
330-334-8314
bobhasenyager@gmail.com



Newsletter Editor

Bob Stone
330-928-3221
bstone@neo.rr.com



Web Master

John Adams
440-838-1122
jadams@nacs.net



Membership Admin.

Phil Brower
330-688-7244
fbtoad@aol.com